



ALLIANCE Schlumberger

Instructions for ALLIANCE members to access the new website July 2019

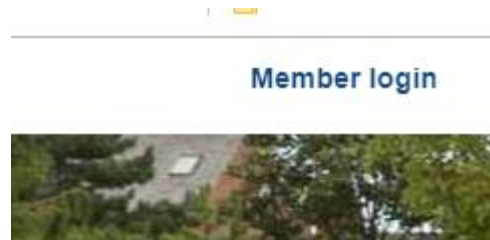
The URL is www.allianceschlumberger.org

1/ OPENING PAGE

YES! Click; 'Member Login' on top right of the opening page to access login page

NO! Do NOT use 'Request to Join'

NO! Do not use 'Contact'



2/ LOG IN PAGE

Username or email address

Password

[Forgot your password?](#)

Login

When logging in for the FIRST TIME

[Your password must be reset](#)

Do not enter Username but CLICK ON 'Forgot your password'.

3/ PASSWORD REQUEST PAGE

Enter your User ID or your profile email from the old website.

Click 'Get New Password'

Please enter your username or email address. You will receive a link to create a new password via email.

Username or Email Address

Get New Password


4/ You will then be sent an email to your usual ALLIANCE address.

Click on the link in the email to access a Reset Password page.

5/ RESET PASSWORD PAGE

Enter your new password below.

New password

 
Strong


Hint: The password should be at least twelve characters long. To make it stronger, use upper and lower case letters, numbers, and symbols like ! " ? \$ % ^ &).

Reset Password

You can accept or delete this suggestion and then enter your own preferred password.

Then click; Reset Password

New password

 
Medium

Hint: The password should be at least twelve characters long. To make it stronger, use upper and lower case letters, numbers, and symbols like ! " ? \$ % ^ &).

Reset Password

6/ RETURN TO LOGIN

Your password has been reset. [Log in](#)

← Back to allianceschlumberger

Click on Log in to return to log in page

7/ LOG IN to new site

[Forgot your password?](#)
Login

Enter your username or email and the password you chose above and click; Login

Note you can reset your password at any time in future by clicking 'Forgot your password'

8/ Once logged in, **please update your profile** – read instructions in the first news item in LATEST NEWS on the home page.